

Attributions for Poverty in Post-Socialist Countries

Markus Kainu & Mikko Niemelä

March 30, 2014

Abstract

Utilising The Life in Transition Survey (LiTS) conducted in 2010, the purpose of the paper is to examine public perceptions of the causes of poverty in post-socialist countries of Europe and of Central and Western Asia. Citizens' attitudes towards the poor can be seen as reflecting the dominant ideology of country as well as the moral economy of the welfare state. Prior research has also shown that attributions for poverty have implications for the legitimacy of welfare system and for the viability of and support for anti-poverty policies.

The study applies multilevel techniques in order to analyse the role of individual and country-level explanatory factors as determinants of poverty attributions. As country-level determinants, paper analyses the changes in country's economic performance during the period of global financial crises, human development and the state of democracy. As individual-level determinants, the paper tests so called self-interest hypothesis that is, to what extent risk factors related to financial hardship are associated with perceptions of the causes of poverty.

The results indicate that in general social blame type of explanation is clearly the most popular explanation in post-socialist countries. Social blame is followed by individual blame, social fate and individual fate types of explanations. In regard to differences between the post-socialist Europe and the West of Europe, results show that Western Europeans emphasize more social reasons for poverty. Results of the individual-level determinants of perceptions supported the self-interest hypothesis which states that those who have financial difficulties perceive the causes of poverty differently than those who are not exposed to poverty-related risks.

Contents

1	Introduction	1
2	Prior findings on cross-national differences	2
3	Risks factors as an individual-level determinants of perceptions	4
4	Research design	6
5	Results	9
5.1	Descriptive statistics	9
5.2	Determinants of perceptions	10
5.3	Multilevel analysis	14
6	Conclusions	17
7	References	18
8	Appendix	22

1 Introduction

As Joseph Schumpeter (1942, p. 12) once argued, “attitudes are coins that do not readily melt”. This means that normative expectations, justice beliefs or welfare perceptions are very hard to change. In this way, welfare attitudes can be associated with policy changes by highlighting public sentiments, which are normative background assumptions or ideas that constrain decision-making and institutional change by limiting the range of programme that decision-making elites are likely to perceive as acceptable and legitimate to both their constituents and themselves (Campbell 2004, pp. 96-100). On the other hand, “the worlds on welfare” literature on welfare attitudes has in turn emphasized that type of welfare policy affects public attitudes (Andress and Heien 2001; Arts and Gelissen 2001; Jaeger 2006; Svallfors 1997). In regard to public perceptions of the causes of poverty, in the marginal welfare-policy dominated liberal regime, the poor will be asked to fulfil much harder deservingness criteria than in a universal social democratic regime (van Oorschot 2006). In countries, in which welfare programmes are more marginal and less generous, explanations of poverty are more often based on individual morality, reflecting the strength of the dominant individualistic ideology, than they are in the Continental and Nordic welfare states – where external and structural explanations prevail (Albrekt Larsen 2006, pp. 47-56; Alesina and Gleaser 2004).

The focus of this study is on the public perceptions of the causes of poverty in post-socialist countries. Since the early 1990s, the development of post-socialist welfare state has received abundant scholarly attention (e.g. Cerami and Vanhuyse 2009; Inglot 2008; Haggard and Kauffman 2008; Cook 2007; Aidukaite 2004; Deacon 1992). As the decades under socialist regime have had an undeniable influence on societies, these studies have emphasized the role of institutional differences within region as well as pre-socialist historical origins of the welfare states. Now after 25 years of transition, as there has not been a visible convergence towards a common “post-socialist model”, the attention has shifted even more on various institutional and historical explanations (Szikra and Tomka 2009; Tomka 2006; Cerami and Vanhuyse 2009; Inglot 2008).

The purpose of this article is to examine cross-national differences in attributions for poverty in Europe and Western Asia with special emphasis on post-socialist countries. Prior findings of the comparative studies on public perceptions of the causes of poverty have emphasized clear differences between Western and post-socialist European countries (Gallie and Paugam 2002; Kallio and Niemelä 2014; Lepianka 2007; van Oorschot and Halman 2000). People in post-socialist Europe are more inclined to blame either the individual behavior or the flaws of the economic system of country than their Western counterparts. Hence, it seems that unlike in Western Europe traditionally opposite attitudinal dimensions, i.e. structural and individualistic explanations of poverty coincide with each other in post-socialist Europeans’ perceptions. However, there is shortage of comparative studies on attributions for poverty in particular focusing on the post-socialist European countries or on the whole post-socialist space. There is therefore a need for a more detailed and up-to-date analysis of the public perceptions of the causes of poverty in post-socialist countries.

The novelty of this study is that it covers wide range of countries from Europe and Western Asia. Thus, compared to previous studies, it provides more valid evidence on the differences in perceptions between the post-socialist countries and the West and within post-socialist space. In addition, the study applies multilevel techniques in order to analyze the role of individual and contextual level explanatory factors as determinants of poverty attributions. The article explores to what extent specific risks related to household financial circumstances at the individual-level and the state of democracy, income inequality and changes in national economy at the contextual level are associated with different types of lay explanations of poverty. Finally, extensive country-selection of our data provides a novel opportunity to examine the effects of the financial crisis both at the individual and contextual level and their association with attributions for poverty. At the individual-level, the study focuses not only on the individuals’ current financial situation. Instead, the article provides an empirical example of how past experiences, current financial position as well as future expectations concerning individual’s economic situation are associated with perceptions of the causes of poverty.

The article is structured as follows: A brief overview of theoretical discourse on explanations of poverty and prior findings on cross-national differences in and contextual level determinants of attributions for poverty is presented in Section 2. Section 3 focuses on the self-interest approach as an individual-level explanatory factor of the perceptions with particular interest of risk factors related to individual’s financial situation.

Research design, survey data and methods are described in detail in Section 4. The results of the study are presented in Section 5. Finally, the main conclusions, implications and limitations of the study are discussed in Section 6.

2 Prior findings on cross-national differences

Pioneering empirical studies on lay explanations of poverty emerged at the early 1970s when Joe R. Feagin (1972; 1975) examined Americans' perceptions of the causes of poverty. He categorized reasons for poverty into three basic categories: individualistic, structural and fatalistic. Later, many factor analytic studies have given empirical support to Feagin's categorization (e.g. Feather 1974; Furnham 1982; Hunt 1996; Morçöl 1997; Nasser et al. 2002; Niemelä 2008). Yet some studies have expanded our understanding by incorporating more contemporary beliefs into the attributional scales. These works emphasize especially the relevance of cultural attributions for poverty (Bullock et al. 2003; Cozzarelli et al. 2001).

van Oorschot and Halman (2000) have suggested a four-tier typology (Figure 1) in which individual blame emphasizes internal factors, such as undesirable behaviour of the poor, moral looseness and laziness. Individual fate type of explanation emphasizes that poverty can be caused by uncontrollable and inescapable internal factors. These are factors such as personal misfortune, illness or just bad luck. Social fate points out that poverty is caused by societal factors, but these factors are due to impersonal and unavoidable processes such as economic recessions. Finally, social blame sees poverty as the result of processes induced and controlled by the actions of certain groups and parties in society. Therefore, these groups and parties can be blamed for poverty.

	INDIVIDUAL	SOCIAL
BLAME	Individual blame <i>The poor are lazy, lack thrift, good morals</i>	Social blame <i>The poor are victims of the actions of others, are victims of social injustice</i>
FATE	Individual fate <i>The poor are unlucky</i>	Social fate <i>The poor are victims of uncontrollable societal and global developments</i>

Figure 1: Dimensions and types of explanations of poverty

Prior empirical findings on attributions for poverty in Europe have shown that there are some differences between the Western and the post-socialist Europe. Western Europeans are more inclined to support social explanations for poverty than their post-socialist Europeans counterparts. On the other hand, individual blame type of explanation is generally more popular in the post-socialist Europe than in the West of Europe (Kallio and Niemelä 2014; Kreidl 2000; Lepianka 2007; Lepianka et al. 2010; van Oorschot and Halman 2000). Earlier results suggest, however, that there are variations both within and across groups of countries. Interestingly enough, the variation is highest within the post-socialist European countries (Kallio and Niemelä 2014). Also Lepianka et al. (2010) come to the conclusion that further investigation is required due to rather large variation across countries. They showed that individual fate type of explanation is supported relatively less frequently in the post-socialist Europe than in Western European countries. Regarding the variation within the post-socialist European countries, they found that in some countries individual blame is strongly endorsed: especially the citizens of Czech Republic attribute poverty in internal terms (see also Lepianka 2007). On the other hand, there are countries like Lithuania, Poland, Romania and Croatia in which social blame type of explanation is strongly supported. Finally, social fate type of explanation – living in poverty is explained as simply being part of modern progress – is endorsed especially in Russia.

National case studies from Estonia and Russia have given support to findings of cross-national studies. There is strong support for the idea that the poor have only themselves to blame for their poverty. In addition, both

of these countries have strong support for social blame as well. Estonians are as likely to blame the flaws of the economic system as the individualistic reasons. In Russia, on the other hand, the economic system is blamed even more than the individuals themselves (Gorshkov and Tikhonova 2006; Stephenson 2000). These results are consistent with Lepianka's (2007, pp. 127–135) comparative analysis of Hungary, Russia, Czech Republic and Estonia as well as with Habibov's (2011) comparative evidence from the Caucasus, Central Asia, Russia and Ukraine. Interesting result is that social blame coincides strongly with individual blame. This illustrates the split-consciousness of public perceptions, which means the coexistence of both dominant and potentially challenging beliefs, where the former represents dominant stratification ideology or value structure of a given country and the latter everyday stratification-related experience of an individual (Kluegel et al. 1995).

Based on qualitative poverty studies in Central Asia, the Caucasus, Ukraine and Moldova, Dudwick et al. (2003, p. 23) states that, generally, people blamed their own poverty on the failure of the Soviet state and the corruption, indifference, and incompetence of their new leaders. At the same time, however, they often attributed the poverty of others to individual failure, such as laziness, alcoholism, having too many children to support, or having too few children to provide for their old age. Emphasizing the positive association between horizontal and vertical trust (see e.g. Rothstein 2000), they also reported that many of the respondents had become very distrustful of government officials and many suspected that government officials of exploiting the political and economic turmoil for their own gain, at the expense of ordinary citizens. With extensive country selection, the data utilized in this study provides a marvellous possibility to examine the association between attributions for poverty and the context regarding political process, civil liberties and political rights. We can assume that in those countries where the state of democracy is low, citizens blame more likely society for poverty than in those countries where citizens have political freedom and power to influence socio-political issues.

Besides the so called good government, national-level economic conditions have been proved to be associated with welfare attitudes. This is particularly interesting in these times when the Western world is meeting the increasing economic turbulence. In regard to differences between post-socialist countries and Western Europe as well as variation within post-socialist countries, countries examined in this study have faced global economic crisis in distinct ways. While many Western and post-socialist European countries have witnessed economic decline, the economic performance in Western Asia has been strong. Hence, by analyzing the role of changes in economic performance during the period of global financial crisis, the research design of this article provides empirical evidence on the effects of crisis to public perceptions of the causes of poverty. Prior studies have shown that increased financial strain is associated with stronger support for state responsibility for economic provision (Blekesaune 2007). In regard to explanations of poverty, Gallie and Paugam (2002, pp. 21-24) found that in the majority of European countries, there was a marked decline of support for the individual blame explanation between 1989 and 1993 as economic conditions deteriorated, followed by an increase between 1993 and 2001 when economic conditions improved. This result is confirmed by Kallio and Niemelä (2014). They found that the larger the economic growth in a country is, more likely people are to blame the poor themselves. Thus, we can assume that changes in country's economic performance are associated with attributions for poverty regardless of country grouping.

In addition to macro-level economic performance, living conditions in general are found to be linked with attributions for poverty. People living in countries with high unemployment are more likely to endorse social than individualistic explanations (Albrekt Larsen 2006, pp. 74-79). In addition, the increased incidence of poverty reduces the likelihood of choosing individual laziness as an explanation of poverty (Lepianka, 2007: 118-121). However, there are to some extent contradictory findings as well. While Kallio and Niemelä (2014) did not find association between individual blame type of explanation and incidence of poverty, Lepianka et al. (2010) found out that people living in more developed countries tend to attribute poverty rather to individual and social fate than blame types of explanations. Yet, in contrast to previous studies, the variation between post-socialist countries is far larger than in Western Europe. Consequently, by comparing for instance poorer countries of Central Asia with more well-off Slovenia and Czech Republic, this study provides a possibility to analyze whether the association between attributions for poverty and living conditions is also stronger in the post-socialist countries. This study examines Human Development Index (HDI) as a proxy for living conditions in a given country. Given the great differences in living conditions within the post-socialist space, we assume that in countries of low level of HDI people tend to attribute poverty more with social than

individual reasons.

3 Risks factors as an individual-level determinants of perceptions

In regard to individual-level determinants, popular attitudes toward the welfare state have traditionally been assumed to be dependent on long-term class-related interest, short-term self-interest and the values and norms that have been internalized by the individuals in the society in question (Taylor-Gooby 1985; Svallfors 2012). More recent directions of comparative literature on welfare attitudes tend to also focus on the distribution of marketable capacities such as skill specificity (Iversen and Soskice 2001) and resource/class-based risks (Cusack et al. 2006; Blomberg et al. 2012; Finseraas and Ringdal 2012) as key to welfare attitudes. Thus, studies have assumed – and to some extent proved – that groups that have a greater risk of facing social problems or being dependent on welfare state benefits might perceive the government’s role in welfare issues in a distinct way compared to those who are not exposed to these risks.

Inspired by the studies which emphasize risks as the key mechanisms, this article tests to what extent factors related to financial hardship are associated with perceptions of the causes of poverty. Following this line of reasoning, we are interested in whether those who have financial difficulties or those who have a greater risk to be poor perceive the causes of poverty differently than those who are not exposed to these poverty-related risks. Thus, the research design in regard to determinants of poverty attributions enables us to study from a fairly unexplored perspective to the different mechanisms through which individuals who have a greater risk to experience material destitution perceive the causes of poverty.

The previous studies on individual-level determinants of poverty perceptions have focused on individual’s socio-demographic characteristics (e.g. Bullock 1999; Cozzarelli et al. 2001; Furnham 1982; Morçöl 1997; Niemelä 2008). Results have, however, shown that socio-demographic variables explain very little and they do not reveal clear or consistent patterns. On the other hand, there are studies which support the self-interest hypothesis that those who perceive themselves to be poor are more likely to blame society and social structures for poverty than people well above the poverty line (Niemelä 2008; Saunders 2003). Yet, there are also contradictory findings indicating that personal experience of poverty might lead to individualistic explanations. For instance, claimants of public welfare seem to hold negative views about other recipients (Bullock 1999; 2004; Golding and Middleton 1982, p. 178).

Studies which have explored the importance of individual’s economic situation on attributions for poverty have focused on individual’s cross-sectional situation of financial circumstances. However, as suggested in the literature on welfare attitudes, not only the risk patterns but also the way people perceive their future risks might have an effect on attitudes toward the welfare state (Andress and Heien 2001; Boeri et al. 2001; Blomberg et al. 2012; Nygaard Andersen and Ringdal 2012). In their European comparison Blomberg et al. (2012) found that perceived future risks functioned as an intermediating factor between “objective” risk and welfare state attitudes, i.e. those who perceive their economic future as endangered were more in favour of state responsibility than those who do not expect their future situation to be difficult. Consequently, following the self-interest hypothesis, we can assume that those who perceive their future economic situation to be worse than now endorse more likely social blame type of explanation of poverty than those who do not expect difficulties in their future economic situation.

Not only the current situation or the perceived future but also the past experiences might be associated with individual’s evaluations (e.g. Kumlin 2007). In regard to attributions for poverty, the effects of past experiences are – according to our knowledge – totally unexplored area of research. In this article we will analyze past experiences by two ways. First, we are interested in whether those whose current economic situation is lower than four years ago perceive the causes of poverty distinct way compared to those whose economic situation has improved or remained in the same level. Second, we will focus on the effects of the global financial crisis. We assume that economic crisis have affected especially those who are the most vulnerable groups in the society. Therefore, we will analyze whether those who report that the economic crisis has affected their household at least a fair amount perceive the causes of poverty differently than those who report that it has had no or only a little effect to their household. According to self-interest hypothesis, we assume that those whose economic situation has declined and those whose household has affected by

economic crisis are more inclined to blame society for poverty than those who has not experienced economic problems.

In addition to economic situation, other indicators which measure a greater than average risk of facing more permanent social problems, are “transfer dependency” and low education. Transfer dependency refers to a situation that the respondent’s main source of income relies on private or social transfers (Blomberg et al. 2012; Fridberg and Kangas 2008). Because of their close relation with welfare system, it can be assumed that welfare recipients perceive more likely social blame than individual blame type of explanation of poverty compared to the rest of the population.

Low education refers to the lack of capabilities of an individual. Prior findings do not reveal consistent patterns regarding the effects of education. On the one hand, some studies have found the so-called inverted U-relationship which means that people with a middle level of education support the individualistic explanation, whereas people with a low or a high level of education are more likely to endorse structural explanations emphasising social inequalities and the flaws of the economic system of a given country (Feagin 1972; cf. Furnham 1982). On the other hand, there are studies which suggest that people with a lower level of education are more likely to favour individualistic explanations. Moreover, when the educational level increases, the likelihood of perceiving causes of poverty in individualistic terms decreases (Niemelä 2008). It is therefore difficult to form any solid hypotheses as to whether low education as a social risk is associated with perceptions of the causes of poverty in a similar vein than other risk factors discussed above.

4 Research design

Earlier studies have shown that attributions for poverty differ in general between the Western and the post-socialist Europe but the variation between post-socialist European countries is relatively large. There is, however, a shortage of comparative studies which have focused particularly on differences within post-socialist countries. In addition, most of the prior research is based on attitude surveys from the 1990s and most of them have restricted country selection. Therefore, as previous studies (Kallio and Niemelä 2014; Lepianka et al. 2010) have suggested, there is a need for detailed and more up-to-date analysis which would focus on the attributions for poverty within the post-socialist space. Hence, the general purpose of the study is to analyze public perceptions of the causes of poverty in Europe and Central Asia with special emphasis on post-socialist countries.

The study utilizes the data from the second wave of Life in Transition Survey¹ (LiTS2), conducted by European Bank of Development and Reconstruction (EBRD) and World Bank in 2010. The analyses cover 21 post-socialist countries and 5 Western European countries. The survey was collected using a two-stage clustered stratified sampling procedure to select the households that were included in the sample (for more detailed description of sampling and data collection, see EBRD 2011). The survey had a special focus on how people's lives were affected by the global economic crises and its aftermath.

The respondents were asked the following question which measures public perceptions of the causes of poverty: In your opinion, what is the main reason why there are some people in need in our country today?

- Because they have been unlucky
- Because of laziness and lack of willpower
- Because of injustice in our society
- It is an inevitable part of modern life
- Don't know
- Not stated

Thus, the question is a standard forced-choice question which is used also in other comparative surveys such as in World Values Survey and in Eurobarometer. According to van Oorschot and Halman (2000) different statements represent a four-tier typology of poverty explanations as follows: While the unlucky refers to individual fate, the laziness and lack of willpower represents individual blame. In addition, injustice in a society indicates social blame, whereas the view that poverty is simply part of modern life refers to social fate (see Figure 1). Based on the findings of previous studies, we assume that in general post-socialist countries endorse more likely individual blame and social blame types of explanations than individual and social fate types of explanations. However, we hypothesize also that findings indicate relatively large variation between countries.

We target our analyses at 21 post-socialist countries and use five Western European countries as references in descriptive analyses (see Figure 2). Our selection on 21 post-socialist countries includes Czech Republic, Estonia, Hungary, Bulgaria, Latvia, Lithuania, Poland, Slovakia, Slovenia, Romania from Central Eastern Europe (CEE), and Armenia, Azerbaijan, Belarus, Georgia, Kazakhstan, Kyrgyzstan, Moldova, Tajikistan, Ukraine, Uzbekistan and Russia from Commonwealth of Independent States (CIS)². Of Western European countries we have included France, Germany, Italy, United Kingdom and Sweden as references.

As contextual level predictors we use country's economic performance during the period of global financial crisis, living conditions and the state of democracy. As described in previous sections, we assume that in those countries where the economic crisis has meant declining economic conditions, public are more likely to endorse social explanations for poverty than in countries where national economy has continued to grow despite the global economic turbulence. Based on the theoretical discussion on civil liberties, political rights and institutional trust, we assume that the public support to social blame type of explanation is high in those countries where the state of democracy is low. The case with human development is to some extent less

¹ebrd.com/pages/research/publications/special/transitionII.shtml

²Georgia withdrawn its membership from CIS in 2008

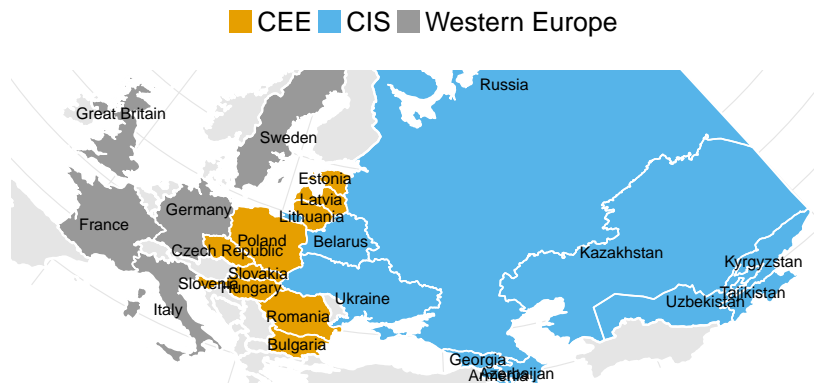


Figure 2: Countries used in the analysis

clear, but we assume that the lower level of human development is connected with stronger support for social than individual explanation.

As an individual-level determinants for the perceptions article test to what extent risk factors related to financial hardship are associated with perceptions of the causes of poverty, and whether these factors are associated with perceptions similar way regardless of the groups of countries studied. Hereby, the research design aims at contributing to the theoretical reasoning regarding the importance of self-interest for attributions for poverty which assumes that those who have financial difficulties or those who have a greater risk to be poor perceive the causes of poverty differently than those who are not exposed to these poverty-related risks. Analyses include six individual-level predictors, namely transfer dependency, low education, perceived low income level, income-level compared to the past and expected change in income in the future as well as perceived effect of the financial crisis. Variables are recoded as binomial where value 1 is coded for risk and 0 for absence of risk. Both contextual and individual-level variables are described in the Table 1.

Variable	Description	Source
Individual-level		
Transfer dependency	Social or private transfers as a main source of income	LiTS2
Low education	No or only compulsory level of education	LiTS2
Perceived low income level	Perceived income level below the country median	LiTS2
Income compared to past	Perceived change in income compared to situation in four years ago	LiTS2
Income compared to future	Expected change in income over the next four years	LiTS2
Effect of financial crisis	Whether respondents perceives that their household has suffered the financial crisis great or fair amount	LiTS2
Country-level		
Gchange in total GDP 2007 – 2010	Indicator of performance of country’s economy. Measure used is relative change from 2007 to 2010	World Bank
Human Development Index	Indicator of human development/living conditions. Measures life expectancy, education, and income indices as a composite statistics	UNDP
Voice and Accountability	Indicator of state of democracy. Measures the political process, civil liberties and political rights	World Bank

Table 1: Description of independent variables in the analyses.

An additional dataset of selected macro indicators were added to the LiTS2-dataset consisting of three variables: 1) change in total GDP in 2007 - 2010, 2) Human Development Index in 2010 and 3) Voice and accountability indicator. Data for change in GDP is from World Bank’s [World Development Indicators](#), Human Development Index from [United Nations Development Programme](#) and Voice and Accountability from the World Bank’s [Worldwide Governance Indicators](#). All macro level indicators are obtained from [Quality of Government Institutes](#) data using `rQog`-package (Kainu 2014).

The empirical section starts by presenting the results of descriptive analyses. As we assume that individual level perceptions are dependent both on individual and country-level contextual factors and we have a hierarchical two level dataset, it is recommended to use multilevel regression analysis for this task (Snijders and Bosker 2011) as multilevel regression analysis allows the estimation of country-level effects on individual level outcomes. The analysis is performed using `glmer`-function from `lme4` package in R. All of the models employed are so called multilevel logistic random intercept models at the level of individuals and countries. Model summary tables include both a fixed effects and a random effects part. The fixed effects part will include odds ratios and statistical significances of independent variables, while the random effects part will indicate the country-level variance and standard deviation, deviance and number of cases and groups.

We are modelling the date in stepwise manner first running the empty models for both social blame (Table 3) and individual blame (Table 4) type of explanation. At the second stage we include all individual-level predictors and in the third stage we include only the macro-level predictors. In final models we include both the individual and macro-level variables. As we are using *logistics regression* instead of *multinomial logistic regression* with dependent variable of nominal scale, we confirm our findings by running a further model where we predict the support for social blame against the support for individual blame using both the individual and contextual level variables. This model is compared with full models from Tables 3 and 4 in Appendix Table 1.

5 Results

5.1 Descriptive statistics

Table 2 shows the proportion of the total number of respondents in a country which chose a particular explanation of poverty. We assumed that citizens in post-socialist countries endorse more likely individual blame and social blame types of explanations than individual and social fate types of explanations. As expected results show relatively large variation within country groups. For the most of the post-socialist countries, social and individual blame types of explanation, i.e. injustice in a society and laziness of the poor, are the most popular poverty attributions. The highest support for social blame is found in Ukraine, Lithuania, Slovenia, Hungary, Russia and Latvia. In these countries majority of population blames the injustice in a society for poverty. Totally, in 18 of 21 examined post-socialist countries injustice in a society receives the highest support.

Table 2: Weighted population shares of dependent variable by country

country	socialBlame	individualBlame	socialFate	individualFate	notStated	dontKnow
Ukraine	62.8	13.5	14.2	5.0	0.9	3.6
Lithuania	55.5	20.3	12.0	3.9	5.6	2.8
Slovenia	55.4	14.3	17.0	9.2	1.1	3.0
Hungary	54.2	19.2	13.0	4.1	3.8	5.8
Russia	53.6	19.9	14.8	4.2	1.9	5.5
Latvia	52.3	16.2	13.2	3.7	12.0	2.5
France	47.5	19.8	14.8	10.9	3.9	3.1
Armenia	46.7	16.5	16.1	3.9	5.5	11.4
Italy	46.1	18.8	18.1	11.8	1.3	3.9
Azerbaijan	45.6	23.3	10.4	10.4	6.3	4.0
Moldova	43.2	29.1	6.4	5.6	3.6	12.0
Romania	43.1	23.6	12.6	9.9	5.0	5.7
Kyrgyzstan	41.7	28.0	18.5	7.5	0.8	3.5
Slovakia	38.1	20.2	12.3	20.3	3.1	6.0
Estonia	37.7	20.1	24.8	10.2	4.0	3.1
Kazakhstan	37.6	24.2	19.7	12.2	1.1	5.1
Bulgaria	36.5	27.5	19.4	9.1	2.4	5.1
Germany	36.4	22.2	24.9	9.4	4.6	2.4
Czech Republic	32.6	23.3	23.7	12.9	1.9	5.6
Sweden	32.5	11.7	31.7	10.5	8.5	5.1
Poland	32.1	27.8	17.0	14.6	1.7	6.8
Georgia	31.6	18.0	20.4	12.2	5.6	12.2
Belarus	27.7	28.5	23.2	9.4		11.2
Tajikistan	23.5	23.3	15.0	15.2	6.2	16.7
Great Britain	20.1	36.3	27.6	9.8	1.8	4.4
Uzbekistan	13.8	41.4	14.0	18.3	5.6	6.9
CEE mean	36.9	23.8	22.2	10.4	3.2	3.4
CIS mean	39.0	24.3	16.2	11.6	3.1	5.8
Western Europe mean	48.8	21.4	15.1	6.7	2.2	5.9
CV CEE	22.1	20.6	29.0	53.7	77.5	34.6
CV CIS	36.1	31.7	30.1	50.1		53.6
CV Western Europe	30.6	41.5	29.5	9.0	71.2	28.1

Also, in most post-socialist countries the individual blame is the second most popular explanation of poverty. Exceptions here are Ukraine, Slovenia, Estonia and Georgia where citizens endorse societal explanations more likely than individual explanations. In Armenia and Czech Republic social explanations as well as individual blame explanation receive public support quite evenly. Finally, the clearest exception in post-socialist regime is Uzbekistan where poverty is attributed strongly with internal terms.

In regard to differences between the Western and the post-socialist Europe, results show that there are some differences. Yet, there are also substantial variation within Western Europe, which correspond earlier findings on cross-national differences in Western Europe (Lepianka et al. 2010; Kallio and Niemelä 2014). Clearest differences between the Western and the post-socialist Europe is the stronger support for social fate in Western Europe. In Germany and Sweden external reasons for poverty receive the majority of support. On the other hand, attributions for poverty in France and Italy seems to be quite similar with post-socialist countries - blame types of explanations are endorsed more likely than fate types of explanations. Finally, the figures of Great Britain are the example of selective welfare policy dominated liberal regime in which the individual blame type of explanations is strongly supported (see also Albrekt Larsen 2006).

Hence, the results are in line with our assumptions and prior research (Habibov 2011; Lepianka et al. 2010) regarding the general support for different explanations of poverty. Overall, the results indicate that for the most of the post-socialist countries two most popular explanations are individual and social blame types of explanations. Yet, the differences between social fate and individual blame types of explanations are in some countries very small. In general, Western Europeans (except Britons) do not support individual blame type of explanation as much as citizens in the East. Instead they emphasize more social reasons for poverty. Results also clearly indicate that the idea that poverty is caused by just individual bad luck is the least popular perception of the reason for poverty.

5.2 Determinants of perceptions

The results above indicate that there are cross-national differences between countries and within country groups which means that there are also some other contextual and individual-level factors which should explain the cross-national differences. Therefore, we will also analyze the importance of country-level economic, social and political conditions and individual-level risk factors related to financial hardship as determinants for attributions for poverty. Because the descriptive results showed that the majority of citizens in the post-socialist countries endorsed social and individual blame types of explanations, the subsequent analyses will focus only on these two explanations.

Analyses regarding the determinants of poverty explanations starts by bivariate associations between the dependent variables and three contextual variables (Figures 3, 4 and 5). Correlation coefficients within the post-socialist countries are shown on top of each regression line. Figure 3 shows the association between attributions for poverty and the change in the size of economy during the period of global financial crisis (2007-2010). In regard to post-socialist countries there is substantial variation between countries in economic change. The trend is very clear: the less country has suffered from the financial crisis the less there is support to social blame type of explanation (-.62) and more to individual blame (.71). Thus, the results are in line with previous studies which suggest positive correlation between the economic growth and support for the individualistic perception of the causes of poverty (Gallie and Paugam 2002; Kallio and Niemelä 2014). In regard to differences between Western Europe and the post-socialist countries, we can see that the variation in economic situation is much smaller in Western European countries, and the association between economic change and attributions for poverty is opposite to the post-socialist countries. However, this is greatly due to economic decline in Great Britain. Hence, without Great Britain we can not see any significant association between economic change and poverty perceptions in Western Europe.

In regard to country-level living conditions, we assumed that the high level of human development is associated more with individual than social blame. However, the results indicate that the hypothesis is not supported. Figure 4 shows that higher level of human development is associated with higher level of social blame (.34). Association holds also in the case of individual blame, meaning that the higher the human development is the lower is the support for individual blame explanation (-.48). Western European countries, on the other hand, are more better-off in terms of human development. It seems that there is not any significant association between human development and blame types of explanations among Western European countries (also Kallio and Niemelä 2014; Lepianka et al. 2010).

Finally, there also large variation between countries in the level of democracy. Overall, the association between attributions for poverty and the level of democracy is substantial (.41 for social blame and -.47 for individual blame). Regarding post-socialist countries, however, the direction of association is also here opposite as expected. On the one hand, Figure 5 shows that higher level of democracy is indicating higher support for social blame. On the other hand, individual blame type of explanation is supported more likely in countries with low degree of good governance. In regard to Western European countries, the variation in democracy is much smaller than in post-socialist countries. Also it's association with perceptions differs. Unlike in post-socialist countries, the support for blame types of explanations seems to vanish when the level of democracy increases.

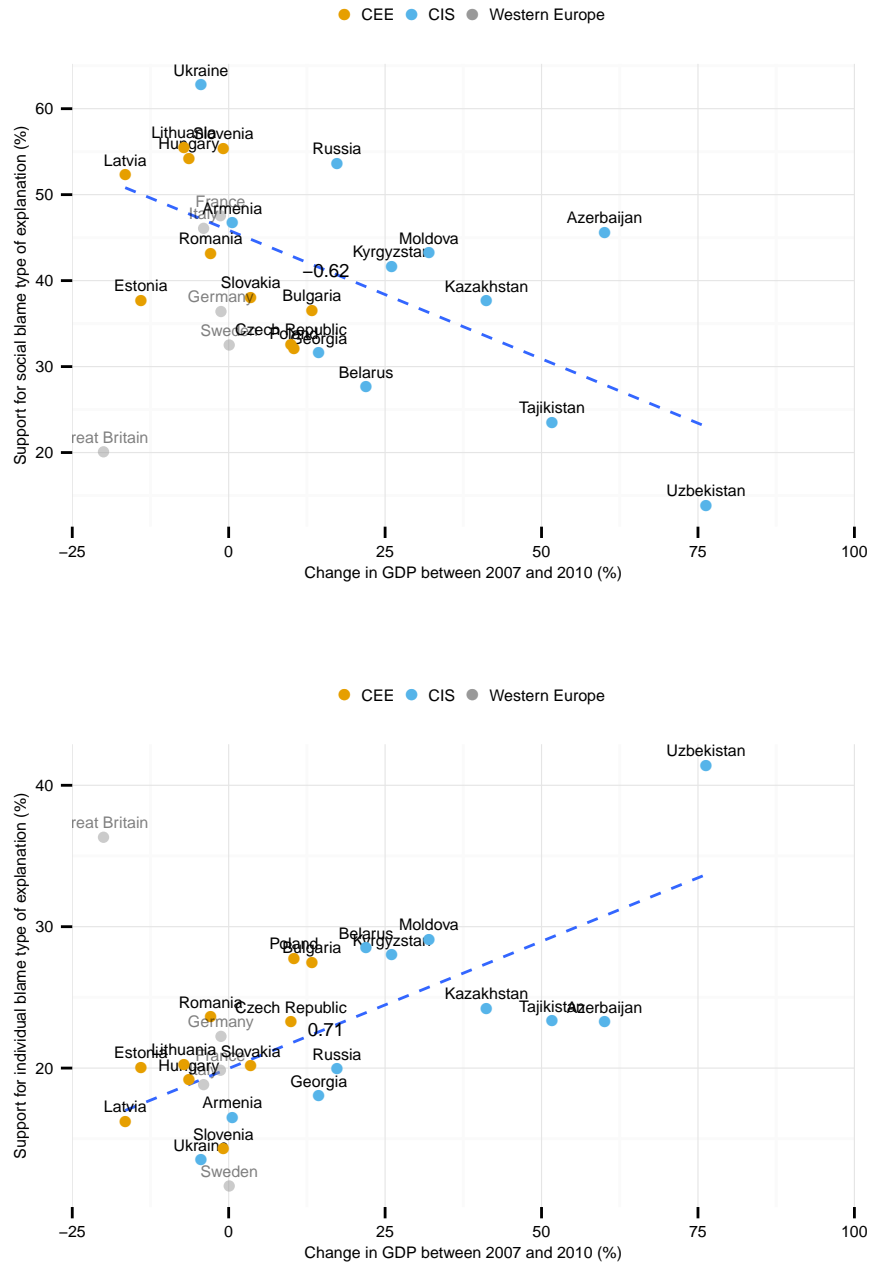


Figure 3: Change in total GDP in 2007 - 2010 and support for social (top) and individual (bottom) blame types of attributions for poverty

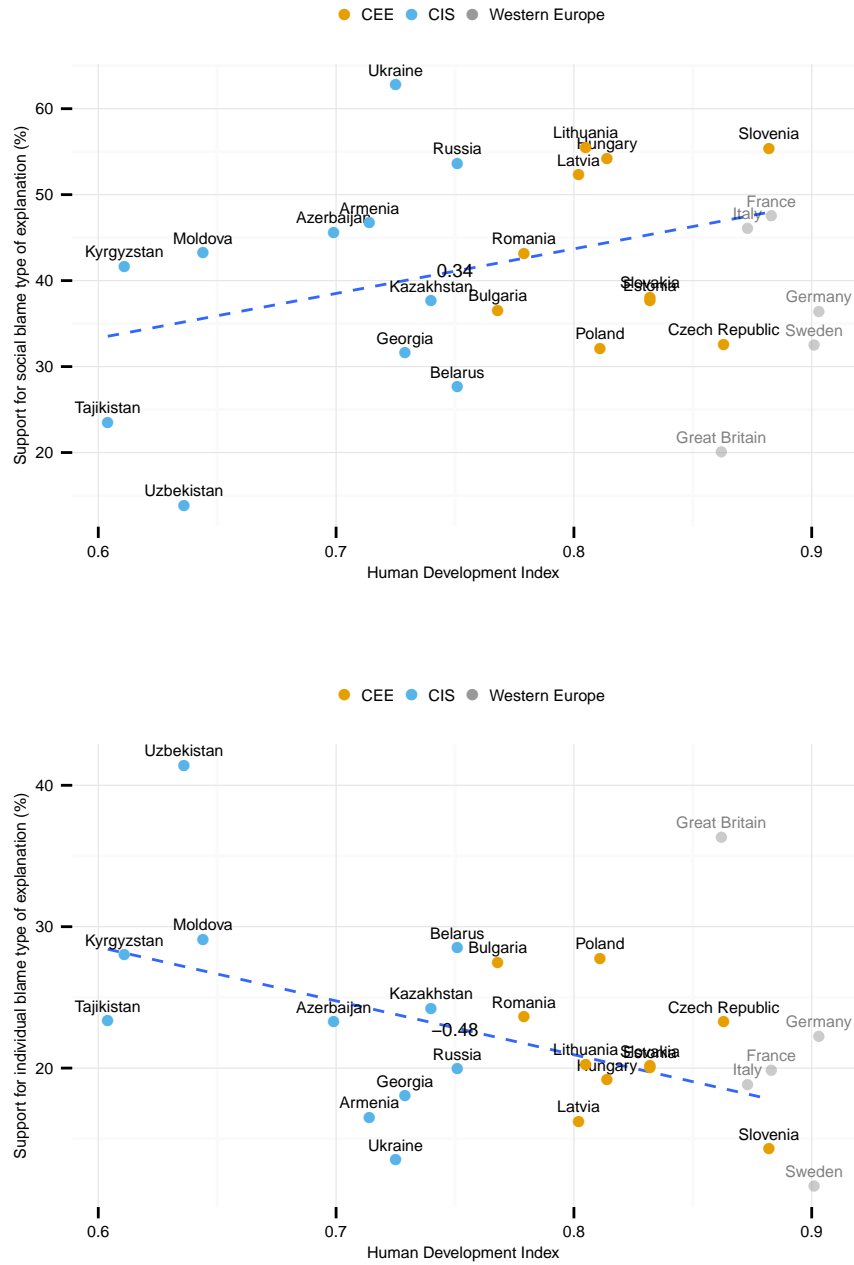


Figure 4: Human Development Index and support for social (top) and individual (bottom) blame types of attributions for poverty

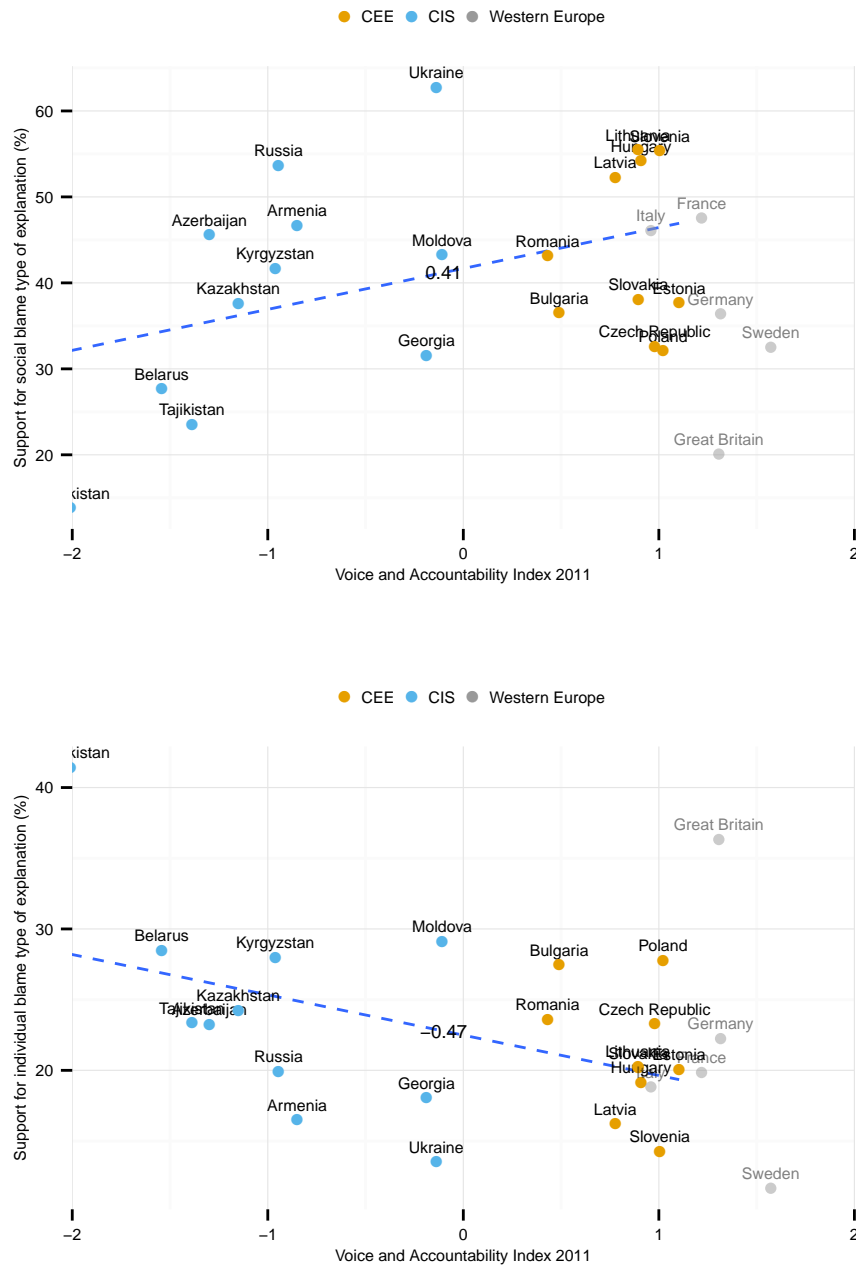


Figure 5: World Bank’s Voice and Accountability index in 2011 and support for social (top) and individual (bottom) blame types of attributions for poverty

Table 3: Logistic multilevel random intercept model for social blame (SB) type of explanation

	SB empty	SB individual	SB contextual	SB all
(intercept)	-0.39** (0.12)	0.36 (0.21)	0.38 (1.51)	0.88 (1.48)
Dependent		-0.20** (0.07)		-0.20** (0.07)
Low education		0.11 (0.16)		0.11 (0.16)
Low income		-0.36*** (0.03)		-0.37*** (0.03)
Income has worsened		-0.06 (0.04)		-0.06 (0.04)
Income will worsen		-0.32*** (0.04)		-0.32*** (0.04)
Has affected great or fair amount		-0.32*** (0.04)		-0.32*** (0.04)
Human Development Index			-0.65 (1.96)	-0.36 (1.91)
Change in GDP between 2007 to 2010			-0.02** (0.01)	-0.02** (0.01)
Voice and Accountability			-0.08 (0.18)	-0.08 (0.17)
AIC	30343.40	21780.91	30337.63	21776.53
BIC	30359.53	21842.88	30377.96	21861.73
Log Likelihood	-15169.70	-10882.45	-15163.82	-10877.26
Deviance	30339.40	21764.91	30327.63	21754.53
Num. obs.	23513	17089	23513	17089
Num. groups: centry	21	21	21	21
Variance: centry.(Intercept)	0.29	0.26	0.16	0.15
Variance: Residual	1.00	1.00	1.00	1.00

*** $p < 0.001$, ** $p < 0.01$, * $p < 0.05$

5.3 Multilevel analysis

Descriptive analyses presented above would posit that there are rather clear, though to some extent unexpected, associations between country-level contextual characteristics and the perceptions of the causes of poverty. In order to explore the effects of both contextual and individual-level determinants in a more detailed statistical manner, the analysis continues with multilevel logistic regressions (Tables 3, 4 and 5).

Between-country variances in Tables 3 and 5 are indicators for the variance in dependent variable that is explained by country differences. Variance in empty models is .29 in social blame and .12 in individual blame indicating that there are differences between countries, and that differences are greater in respect to support for social blame type of explanation. Inclusion of individual-level predictors decreases the variance in both models, but only moderately.

In addition, while calculating R squared or residual standard deviation makes no sense in the case of binomial models, our primary statistical summary of logistic model fit is *deviance*. Deviance can be treated as similar to residual standard deviation for generalized linear models. Basically, deviance is a measure of error, and lower deviance implicates better fit to data. When a random predictor is added to model, we expect deviance to decrease, on average, by 1. When predictor is more informative deviance should decrease more than 1 (Gelman and Hill 2007). As for getting sensible interpretation of the regression coefficients in logistic regression we can divide the coefficients by 4 to get the probability of certain covariate. The deviance for the empty models both in Tables 3 and 4 indicates that there is “less” to be explained for in the model for individual blame than for social blame. When adding the individual-level predictors to the models, the deviance decreases by 8574 for social blame and 6662 for individual blame.

The self-interest hypothesis assumes that those who have financial difficulties or those who have a greater risk to be poor are more inclined to support societal reasons for poverty than those who are not exposed to poverty-related risks. Both Table 3 and Table 4 show four statistically significant individual-level predictors. *Perceived low income level* has the highest coefficient of our binary individual-level predictors for explaining social blame type of explanation. Coefficient of -.36 can be translated so that if respondent perceives belonging to low income group he or she is 8.5 % more likely to blame society for poverty than a non-low income

Table 4: Logistic multilevel random intercept model for individual blame (IB) type of explanation

	IB empty	IB individual	IB contextual	IB all
(intercept)	-1.25*** (0.08)	-2.19*** (0.22)	-0.85 (0.90)	-1.24 (0.86)
Dependent		0.37*** (0.09)		0.37*** (0.09)
Low education		-0.04 (0.18)		-0.04 (0.18)
Low income		0.28*** (0.04)		0.28*** (0.04)
Income has worsened		0.08 (0.04)		0.07 (0.04)
Income will worsen		0.27*** (0.05)		0.26*** (0.05)
Has affected great or fair amount		0.44*** (0.04)		0.44*** (0.04)
Human Development Index			-0.77 (1.17)	-1.45 (1.09)
Change in GDP between 2007 to 2010			0.01*** (0.00)	0.01** (0.00)
Voice and Accountability			0.13 (0.11)	0.13 (0.10)
AIC	24900.01	18249.54	24891.15	18239.74
BIC	24916.15	18311.51	24931.47	18324.95
Log Likelihood	-12448.01	-9116.77	-12440.57	-9108.87
Deviance	24896.01	18233.54	24881.15	18217.74
Num. obs.	23513	17089	23513	17089
Num. groups: cntry	21	21	21	21
Variance: cntry.(Intercept)	0.12	0.10	0.05	0.04
Variance: Residual	1.00	1.00	1.00	1.00

*** $p < 0.001$, ** $p < 0.01$, * $p < 0.05$

individual. Dependency on public or private transfers, expected worsening in household income in the future and experienced negative effect of financial crisis to household's economy predict the support for social blame explanation almost in similar manner (Table 3). The self-interest hypothesis is also supported in Table 4 which shows that negative experience of financial crisis, transfer dependency, perceived low income level and expected worsening of household income level are statistically associated with individualistic perception of the causes of poverty. For instance, being greatly affected by financial crisis makes one 11 % less likely to support for individual blame type of explanation.

However, there are also individual-level risk factors which are not connected with perceptions of the causes of poverty. First, analyses indicate to some extent equivocal results of the explanatory effect of past experiences: unlike the perceived negative effect of financial crisis, the subjective assessment of negative changes in income is not associated with perceptions. Second, low level of education does not contribute in explaining neither social nor individualistic perception of the causes of poverty.

Descriptive figures indicated rather clear associations between country-level contextual factors and perceptions of the causes of poverty. Tables 3 and 4 show that inclusion of only the contextual level determinants to the models (SB contextual and IB contextual respectively) has a marginal effect on deviance when the models are compared to empty models, but a substantial effect on between country variance. The change in GDP has the most significant impact on attributions for poverty. In line with our hypothesis, the larger the economic growth in a country is, more likely people are to blame the poor themselves and less likely they endorse injustice in society as a reason for poverty.

Interesting enough, however, results show that unlike descriptive statistics indicated neither country-level living conditions (measured by Human Development Index) nor the level of democracy are significantly associated with attributions for poverty. In addition, final models in Tables 3 and 4 show that inclusion of both the individual and contextual level predictors to the models has only a minor impact on significance of the predictors. Consequently, at the individual-level *perceived low income*, *negative expectations for future*, *perception of negative impacts of economic crisis* and *benefit dependency* and at the contextual level *change in national GDP* remain significant determinants for the perceptions of the causes of poverty. The findings on the significance and direction of the association are confirmed in Appendix Table 1 which examines the

predictive power of the support for social blame against the support for individual blame using both the individual and contextual level variables.

6 Conclusions

To sum up, the results indicate that in general social blame type of explanation is clearly the most popular explanation in post-socialist countries. Social blame is followed by individual blame, social fate and individual fate types of explanations. Hence, the results are in line with our assumptions and prior research (Habibov 2011; Lepianka et al. 2010) regarding the general support for different explanations of poverty in the post-socialist space. In regard to differences between the Western and the post-socialist Europe, results show that Western Europeans emphasize more social reasons for poverty.

As assumed results also emphasized large between-country differences among post-socialist countries. By employing a multilevel approach we wanted to shed light especially on this issue. To begin with, we found that differences between countries are responsible for almost 30 percent of the variation in the support for social blame and 12 percent for individual blame type of explanation. Our contextual level predictors decreased the variance down to 15 percent for social and 4 percent for individual type of explanation.

As we hypothesized changes in country's economic performance during the period of global financial crisis were associated with attributions for poverty. In fact, changes in economic performance was the most significant predictor of our country-level variables for both social and individual blame types of explanations: the better the economy had performed the more support gained the individual blame type of explanation. And on the other hand, increased financial strain is associated with stronger support for the view that poverty is caused by injustices of society.

Our other contextual level predictors, level of democracy and human development, were not significantly associated with public perceptions of the causes of poverty. However, the descriptive analysis showed that contrary to our assumptions, citizens in those countries where the state of democracy and human development is low do not blame more likely society than citizens in countries where they have political freedom and power to influence socio-political issues. Instead, findings indicate that the lower level of democracy and low level of human development were associated with stronger support for individual blame type of explanation. Social blame type of explanation was, in turn, endorsed more likely in countries with higher level of democracy and human development.

Results of the individual-level determinants of perceptions supported the self-interest hypothesis which states that those who have financial difficulties perceive the causes of poverty differently than those who are not exposed to poverty-related risks. Findings indicate that those whose main source of income rely mainly on social or private transfers, those who perceive their income level to be lower than country's median, those who perceive their future economic situation to be worse than now as well as those who perceive that the global financial crisis has affected negatively to their household's economic situation endorse more likely external (social blame) than internal (individual blame) reasons for poverty. Thus, analyses showed that that it would be fruitful to include a perspective of risk groups when studying attitudes toward poverty, and also to include future expectations in the equation (also Blomberg et al. 2012; Nygaard Andersen and Ringdal 2012).

This study focused only on poverty-related risks as individual-level determinants. There are, of course, other variables which might be associated with attributions even more than risk factors. For instance, another line of research have emphasized the role of other beliefs, attitudes and values rather than interest (e.g. Cozzarelli et al. 2001). Treating the values, attitudes and other perceptions as determinants for attributions of poverty is, however, problematic because it is difficult to prove the causal relationship between attributions and other attitudes. This does not mean that they are irrelevant. Conversely, we argue that future research should try to investigate to what extent high levels of social and individual blame are associated with wider welfare attitudes in post-socialist countries. In order, for example, to explore policy implications more thoroughly, there is a need for future research to focus on the relationship between attributions for poverty and the legitimacy of specific types of welfare policies in post-socialist countries.

As a methodological contribution, findings showed interesting differences between the Western Europe and the post-socialist countries regarding the effects of contextual variables. Even though the selection of Western European countries in this study included countries from different welfare regimes, the differences between countries in economic change, democracy and living conditions are quite modest compared especially to CIS

countries. Consequently our results showed more modest and in some cases opposite associations between dependent and contextual variables among Western European countries than among post-socialist group.

Thus, the finding hold critical implications for future research. On the one hand, in order to examine the effects of contextual factors, comparative social research should try to utilize comparative data encompassing more diverse cases than, for instance, conventional EU17 or OECD countries. On the other hand, the well-known limitation of this kind of variable-oriented approach is that larger number of cases may pose also more obstacles to making interpretive statements about specific cases or even about categories of cases (Ragin 1987). For instance, in regard to policy implications of research on welfare attitudes, broadening the country selection from Western democracies (in some cases) to more authoritarian societies raises a question whether public attitudes have similar constraining role in policy-making that have been assumed and to some extent proved to be in the policy-making of Western democracies. This kind of research question calls also case-oriented qualitative research methods.

7 References

- Aidukaite, J. (2004) *The Emergence of the Post-Socialist Welfare State - The Case of the Baltic States: Estonia, Latvia and Lithuania* (Huddinge, Södertörn University).
- Albrekt Larsen, C. (2006) *The Institutional Logic of Welfare Attitudes. How Welfare Regimes Influence Public Support* (Hampshire, Ashgate).
- Alesina, A. & Glaeser, E. L. (2004) *Fighting Poverty in the US and Europe. A World of Difference* (Oxford, Oxford University Press).
- Andress, H-J. & Heien, T. (2001) 'Four Worlds of Welfare State Attitudes? A Comparison of Germany, Norway, and the United States', *European Sociological Review*, 17, 4, 337-356.
- Arts, W. & Gelissen, J. (2001) 'Welfare States, Solidarity and Justice Principle: Does the Type Really Matter', *Acta Sociologica*, 44, 4, 283-299.
- Blekesaune, M. (2007) 'Economic Conditions and Public Attitudes to Welfare Policies', *European Sociological Review*, 23, 3, 393-403.
- Blomberg, H., Kallio, J., Kangas, O., Kroll, C. & Niemelä, M. (2012) 'Attitudes Among High-Risk Groups', in Svallfors, S. (ed) *Contested Welfare States. Welfare Attitudes in Europe and Beyond* (Stanford, Stanford University Press).
- Boeri, T., Börsch-Supan, A. & Tabellini, G. (2001) 'Would You Like to Shrink the Welfare State? A Survey of European Citizens', *Economic Policy*, 16, 7-50.
- Bullock, H. E. (1999) 'Attributions for Poverty: A Comparison of Middle-Class and Welfare Recipient Attitudes', *Journal of Applied Social Psychology*, 29, 10, 2059-2082.
- Bullock, H. E. (2004) 'From the Front Lines of Welfare Reform: An Analysis of Social Worker and Welfare Recipient Attitudes', *The Journal of Social Psychology*, 144, 6, 571-588.
- Bullock, H. E., Williams, W. R. & Limbert, W. M. (2003) 'Predicting Support for Welfare Policies: The Impact of Attributions and Beliefs about Inequality', *Journal of Poverty*, 7, 3, 35-56.
- Campbell, J. L. (2004) *Institutional Change and Globalization* (Princeton and Oxford, Princeton University Press).
- Cerami, A. & Vanhuyse, P. (2009) *Post-Communist Welfare Pathways. Theorizing Social Policy Transformations in Central and Eastern Europe* (Hampshire, Palgrave Macmillan).
- Cook, L. J. (2007) *Postcommunist Welfare States: Reform Politics in Russia and Eastern Europe* (Ithaca, Cornell University Press).
- Cozzarelli, C., Wilkinson, A. V. & Tagler, M. J. (2001) 'Attitudes Toward the Poor and Attributions for Poverty', *Journal of Social Issues*, 57, 2, 207-227.

- Cusack, T., Iversen, T. & Rehm, P. (2006) 'Risks at Work: The Demand and Supply Sides of Government Redistribution', *Oxford Review of Economic Policy*, 22, 365–389.
- Deacon, B., Castle-Kanerova, M., Manning, N., Millard, F., Orosz, E., Szalai, J. & Vidinova, A. (1992) 'The New Eastern Europe: social policy past, present and future', Sage Publications London/Newbury Park.
- Dudwick, N., Gomart, E., & Marc, A. (2003) *When Things Fall Apart: Qualitative Studies of Poverty in the Former Soviet Union* (New York, World Bank).
- EBRD (2011) 'Transition Report 2011. Crisis and Transition: The People's Perspective', European Bank of Reconstruction and Development.
- Feagin, J. R. (1972) 'Poverty: We Still Believe That God Helps Those Who Help Themselves', *Psychology Today*, 6, 2, 101–129.
- Feagin, J. R. (1975) *Subordinating the Poor: Welfare and American Beliefs* (NJ Prentice Hall, Upper Saddle River).
- Feather, N. T. (1974) 'Explanations of Poverty in Australian and American Samples: The Person, Society, or Both?', *Australian Journal of Psychology*, 26, 3, 199–216.
- Finseraas, H. & Ringdal, K. (2012) 'Economic Globalization, Personal Risks and the Demand for a Comprehensive Welfare State', in Ervasti, H., Goul Andersen, J., Fridberg, T. & Ringdal, K. (eds.) *The Future of the Welfare State. Social Policy Attitudes and Social Capital in Europe* (Cheltenham, Edward Elgar).
- Fridberg, T. & Kangas, O. (2008) 'The Welfare State, Poverty and Social Exclusion', in Ervasti, H., Fridberg, T., Hjerm, M. & Ringdal, K. (eds) *Nordic Social Attitudes in a European Perspective* (Cheltenham, Edward Elgar).
- Furnham, A. (1982) 'Why Are the Poor Always With Us? Explanations for Poverty in Great Britain', *British Journal of Social Psychology*, 21,3, 311–322.
- Gallie, D. & Paugam, S. (2002) *Social Precarity and Social Integration. Report for the European Commission Based on Eurobarometer 56.1* (Brussels, European Commission Directorate-General Employment).
- Gelman, A. & Hill, J. (2007) *Data Analysis Using Regression And Multilevel/Hierarchical Models*, Cambridge University Press.
- Golding, P. & Middleton, S. (1982) *Images of Welfare. Press and Public Attitudes to Poverty* (Oxford, Basil Blackwell).
- Gorshkov, M. K. & Tikhonova, N. E. (2006) 'Wealth and Poverty in the Perceptions of Russians', *Sociological Research*, 45, 1, 27–40.
- Habibov, N. N. (2011) 'Public Beliefs Regarding the Causes of Poverty during Transition. Evidence from the Caucasus, Central Asia, Russia, and Ukraine', *International Journal of Sociology and Social Policy*, 31, 1-2, 53-74.
- Haggard, S. & Kaufman, R. R. (2008) *Development, Democracy, and Welfare States: Latin America, East Asia, and Eastern Europe* (Princeton, Princeton University Press).
- Hunt, M. O. (1996) 'The Individual, Society, or Both? A Comparison of Black, Latino, and White Beliefs about the Causes of Poverty', *Social Forces*, 75, 1, 293–322.
- Inglot, T. (2008) *Welfare States in East Central Europe, 1919-2004* (Cambridge, Cambridge University Press).
- Iversen, T. & Soskice, D. (2001) 'An Asset Theory of Social Policy Preferences', *American Political Science Review*, 95, 875–893.
- Jaeger, M. M. (2006) 'Welfare Regime and Attitudes Towards Redistribution: The Regime Hypothesis Revisited', *European Sociological Review*, 22, 2, 157–170.
- Kainu, M. (2014) rQog. Download data from the Quality of Government Institute data in R. R-package available at: github.com/muuankarski/rQog

- Kallio, J. & Niemelä, M. (2014) 'Who Blames the Poor? Multilevel Evidence of Support for and Determinants of Individualistic Explanation of Poverty in Europe', *European Societies*, 16, 1, 112-135.
- Kluegel, J. R., Mason, D. S. & Wegener, B. (eds) (1995) *Social Justice and Political Change: Public Opinion in Capitalist and Post-communist States* (New York, Aldine De Gruyter).
- Kreidl, M. (2000) 'Perceptions of Poverty and Wealth in Western and Post-Communist Countries', *Social Justice Research*, 13, 2, 151-176.
- Kumlin, S. (2007) 'Overload or Undermined? European Welfare States in the Face of Performance Dissatisfaction', in Svallfors, S. (ed.) *The Political Sociology of the Welfare State: Institutions, Social Cleavages, and Orientations* (Stanford, Stanford University Press).
- Lepianka, D. (2007) *Are the Poor to be Blamed or Pitied? A Comparative Study of Popular Attributions in Europe* (Tilburg, Tilburg University).
- Lepianka, D., Gelissen, J. & van Oorschot, W. (2010) 'Popular Explanations of Poverty in Europe. Effects of Contextual and Individual Characteristics across 28 European Countries', *Acta Sociologica*, 53, 1, 53-72.
- Morçöl, G. (1997) 'Lay Explanations for Poverty in Turkey and Their Determinants', *Journal of Social Psychology*, 137, 6, 728-738.
- Nasser, R., Abouchedid, K. & Khashan, H. (2002) 'Perceptions of the Causes of Poverty Comparing Three National Groups: Lebanon, Portugal, and South Africa', *Current Research in Social Psychology*, 8, 7, 101-119.
- Niemelä, M. (2008) 'Perceptions of the Causes of Poverty in Finland', *Acta Sociologica*, 51, 1, 23-40.
- Nygaard Andersen, S. & Ringdal, K. (2012) 'Welfare Regimes and Personal Risks', in Ervasti, H., Goul Andersen, J., Fridberg, T. & Ringdal, K. (eds.) *The Future of the Welfare State. Social Policy Attitudes and Social Capital in Europe* (Cheltenham, Edward Elgar).
- Ragin, C. C. (1987) *The Comparative Method. Moving Beyond Qualitative and Quantitative Strategies* (Berkeley, University of California).
- Rothstein, B. (2000) 'Trust, Social Dilemmas and Collective Memories', *Journal of Theoretical Politics*, 12, 4, 477-501.
- Saunders, P. (2003) 'Stability and Change in Community Perceptions of Poverty: Evidence from Australia', *Journal of Poverty*, 7, 4, 1-20.
- Schumpeter, J. A. (1942) *'Capitalism, Socialism and Democracy'*. (New York, Routledge).
- Snijders, T. A. B. & Bosker, R. (2011) *'Multilevel Analysis: An Introduction to Basic and Advanced Multilevel Modeling'*, Second Edition. Sage Publications Ltd.
- Stephenson, S. (2000) 'Public Beliefs in the Causes of Wealth and Poverty and Legitimization of Inequalities in Russia and Estonia', *Social Justice Research*, 13, 2, 83-100.
- Svallfors, S. (1997) 'Worlds of Welfare and Attitudes to Redistribution: a Comparison of Eight Western Nations', *European Sociological Review*, 13, 3, 283-304.
- Svallfors, S. (2012) 'Welfare States and Welfare Attitudes', in Svallfors, S. (ed) *Contested Welfare States. Welfare Attitudes in Europe and Beyond* (Stanford, Stanford University Press).
- Szikra, D. & Tomka B. (2009) 'Social Policy in East Central Europe: Major Trends in the Twentieth Century', In Cerami, A, ja Vanhuysse, P. (2009) 'Post-Communist Welfare Pathways: Theorizing Social Policy Transformations in Central and Eastern Europe', Palgrave Macmillan,
- Taylor-Gooby, P. (1985) *Public Opinion, Ideology, and State Welfare* (London, Routledge & Kegan Paul).
- Tomka, B. (2006) 'East Central Europe and the European Social Policy Model: A Long-Term View'. *East European Quarterly* 40, nro 2: 135.
- van Oorschot, W. (2006) 'Making the Difference in Social Europe: Deservingness Perceptions Among Citizens of European Welfare States', *Journal of European Social Policy*, 16, 1, 23-42.

van Oorschot, W. & Halman, L. (2000) 'Blame or Fate, Individual or Social?', *European Societies*, 2, 1, 1-28.

8 Appendix

Table 1: Logistic multilevel random intercept model comparing the full models for both dependent variable with model predicting social blame against individual blame

	SB vs. not	IB vs. not	SB vs. IB
(intercept)	0.88 (1.48)	-1.24 (0.86)	1.61 (1.34)
Dependent	-0.20** (0.07)	0.37*** (0.09)	-0.43*** (0.10)
Low education	0.11 (0.16)	-0.04 (0.18)	-0.01 (0.20)
Low income	-0.37*** (0.03)	0.28*** (0.04)	-0.43*** (0.04)
Income has worsened	-0.06 (0.04)	0.07 (0.04)	-0.10* (0.05)
Income will worsen	-0.32*** (0.04)	0.26*** (0.05)	-0.41*** (0.06)
Has affected great or fair amount	-0.32*** (0.04)	0.44*** (0.04)	-0.53*** (0.05)
Human Developmet Index	-0.36 (1.91)	-1.45 (1.09)	0.73 (1.72)
Change in GDP between 2007 to 2010	-0.02** (0.01)	0.01** (0.00)	-0.02*** (0.01)
Voice and Accountability	-0.08 (0.17)	0.13 (0.10)	-0.14 (0.16)
AIC	21776.53	18239.74	13565.27
BIC	21861.73	18324.95	13645.80
Log Likelihood	-10877.26	-9108.87	-6771.63
Deviance	21754.53	18217.74	13543.27
Num. obs.	17089	17089	11169
Num. groups: cntry	21	21	21
Variance: cntry.(Intercept)	0.15	0.04	0.12
Variance: Residual	1.00	1.00	1.00

*** $p < 0.001$, ** $p < 0.01$, * $p < 0.05$